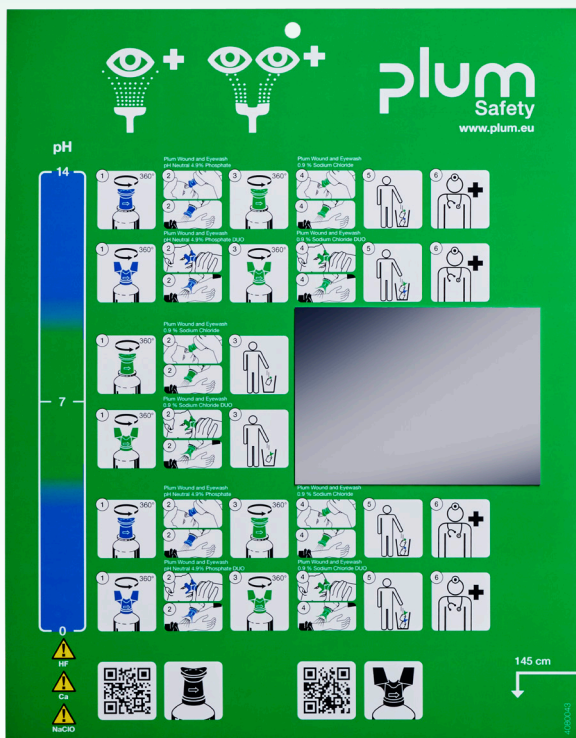




SAFETY AT WORK

Plum Open Stations

An open wall-mounted solution gives a good overview and quick and easy access to first aid



.....
All wall stations are easy to mount and are delivered with pictograms that clearly shows how to use the products.

PROTECT YOUR COLLEAGUES, MAKE FIRST AID AVAILABLE

When an accident has happened, it is too late to look for help in a box or in a cupboard.

Systematize first aid with a wall-mounted station and make it easy to access when an accident happens.

A wide range of unique rinsing solutions

Our top priority is to help you get a safer place to work, and our concepts are developed in close collaboration with skilled specialists. This means that the products have been thought through down to the smallest detail. They are easy to use with clear pictograms that show you the correct use. The eyecup helps keep the eye open. The rinsing liquid hits the eye in the right place and with the right amount in a soft and even flow.



PLUM OPEN STATION SINGLE

Wall station with 500 ml Plum Wound and Eyewash 0.9% Sodium Chloride.

Particularly suitable for small and mobile workplaces.

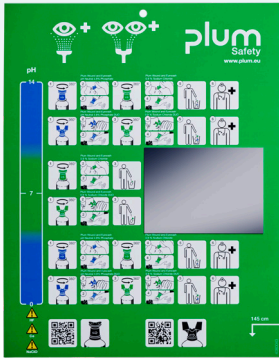
Packaging:	1
Article no:	4611
Refill 500 ml, article no:	4604
Dimensions:	
Wound and eyewash plan	h: 29 x w: 22,8 cm
Mounting plate	h: 29 x w: 13,5 cm



PLUM OPEN STATION SINGLE

Wall station with 1000 ml Plum Wound and Eyewash 0.9% Sodium Chloride DUO. Particularly suitable for small and mobile workplaces where prolonged rinsing of both eyes may be required.

Packaging:	1
Article no:	4802
Refill 1000 ml, article no:	4800
Dimensions:	
Wound and Eyewash plan	h: 29 x w: 22,8 cm
Mounting plate	h: 29 x w: 13,5 cm

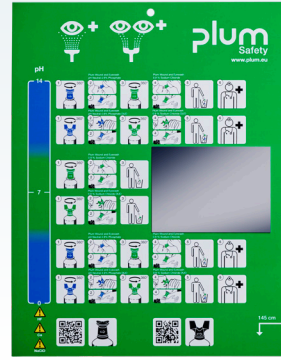


PLUM OPEN STATION DOUBLE

Wall station with 200 ml Plum Wound and Eyewash pH Neutral 4.9% Phosphate and 500 ml Plum Wound and Eyewash 0.9% Sodium Chloride.

Particularly suitable for places where there is a risk of getting both foreign bodies and acids and alkali in the eyes or wounds.


Packaging:	1
Article no:	4770
Refill 200 ml, article no:	4752
Refill 500 ml, article no:	4604 / 4613
Dimensions:	
Wound and Eyewash plan	h: 29 x w: 22,8 cm
Mounting plate	h: 29 x w: 22,8 cm



PLUM OPEN STATION DOUBLE

Wall station with 500 ml Plum Wound and Eyewash pH Neutral 4.9% Phosphate DUO and 1000 ml Plum Wound and Eyewash 0.9% Sodium Chloride DUO. Particularly suitable for places where there is a risk of getting both foreign bodies and acids and alkali in the eyes or wounds and where there is a risk that both eyes will be affected.


Packaging:	1
Article no:	4803
Refill 500 ml, article no:	4801
Refill 1000 ml, article no:	4800
Dimensions:	
Wound and Eyewash plan	h: 29 x w: 22,8 cm
Mounting plate	h: 29 x w: 22,8 cm



PLUM OPEN STATION DOUBLE

Wall station with 2 x 500 ml Plum Wound and Eyewash 0.9% Sodium Chloride. Particularly suitable for clean environments and small work-places where there is a risk of getting foreign bodies into the eyes or wounds.

Packaging:	1
Article no:	4694
Refill 500 ml, article no:	4604
Dimensions:	
Wound and Eyewash plan	h: 29 x w: 22,8 cm
Mounting plate	h: 29 x w: 22,8 cm



PLUM OPEN STATION DOUBLE

Wall station with 2 x 1000 ml Plum Wound and Eyewash 0.9% Sodium Chloride. Particularly suitable for places where prolonged rinsing may be required.

Packaging:	1
Article no:	4708
Refill 1000 ml, article no:	4707
Dimensions:	
Wound and Eyewash plan	h: 29 x w: 22,8 cm
Mounting plate	h: 29 x w: 22,8 cm

Quickly accessible rinsing solutions

Quick access to wound and eyewash is crucial for all workplaces with a risk of eye or wound injuries, because seconds decide the impact of an accident

The green Plum Wound and Eyewash 0.9% Sodium Chloride helps you remove dirt and foreign objects

The blue Plum Wound and Eyewash pH Neutral 4.9% Phosphate provides immediate first aid in case of serious accidents involving acids and alkali

The soft bottles are easy to handle and rinse the eye or wound with a soft and even flow

Clear pictograms and symbols show how to store and handle the bottle

The ergonomic soft plastic eyecup is shaped to fit the curve of the eye. Squeeze it together before putting it to your eye. The cup helps keep the eye open and provide the best possible flow of liquid and rinsing time

Quick and easy to open. A single turn breaks the seal and you are ready to rinse

Clear instructions for use

Economic and a long shelf-life of 3,5 years. The expiry date is clearly shown on the label

With the ergonomic DUO eyecup, both eyes can be rinsed at the same time. The cup helps keep the eyes open and provides the best possible flow of liquid and rinsing time

Please note: All used material is made of PE-LD, which is recyclable



IMPORTANT

Do not use this product for incidents with splashes containing hydrofluoric acid, calcium, or sodium hypochlorite (bleaches substances).

info@plum.eu
+45 6916 9600