

Free account. Unlimited products. Auto notifications. Log inspections.

SIMPLE & EFFICIENT TOOL FOR MANAGEMENT OF EXPIRY DATES

Keep track of expiry dates with Plum Safety Reminder - a free tool for all products with expiry dates or a need for service or inspection on a regular basis.

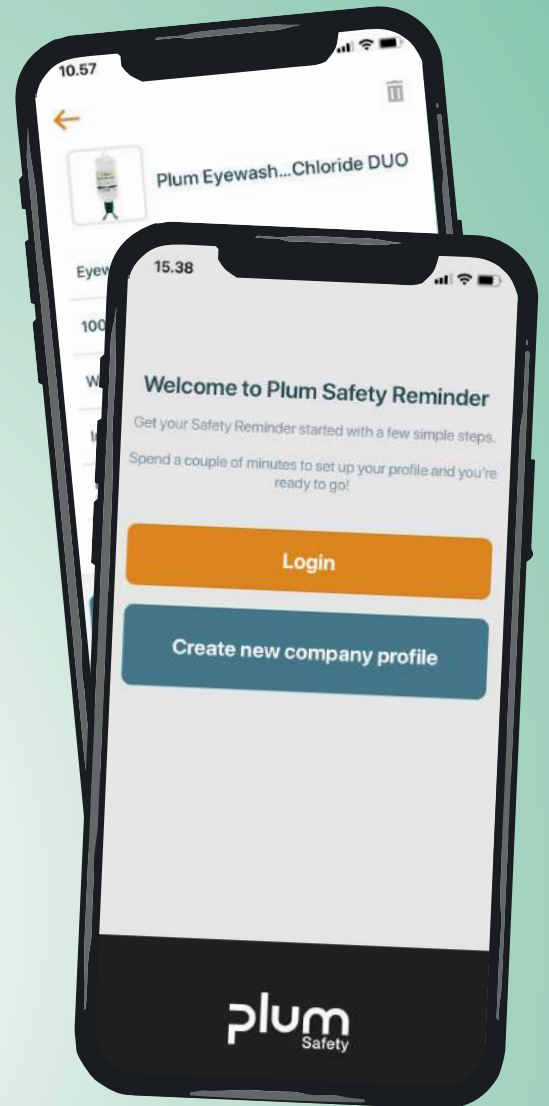
Developed to make life easier for employees responsible for safety products by offering a complete product overview and automatic email alerts.

FEATURES

- ✓ Free account
- ✓ Simple management of expiration dates and product usage report
- ✓ Automatic email alerts
- ✓ Manage multiple locations
- ✓ ... and multiple dealers
- ✓ Scan products to load information
- ✓ Log function for inspections

+45 6916 9600
info@plum.eu

www.plum.eu



**SCAN &
DOWNLOAD
NOW**



plum
Safety

How to get started

Welcome

Create account by pushing the blue button "Create new company profile".

If you already have an account you simply "Login".



Create your profile

Please read our terms and conditions. To accept please press "Accept and continue".

Insert your company information and enable "Notifications" to receive a monthly overview of products.

Add unlimited locations by pushing the orange button "Add another location".



Responsible for safety

Fill in your name, e-mail and title of the person responsible for safety.

Your password needs to be at least 6 characters.

Add the email of your purchasing department to receive reorder mails.



Add dealer info


Fill in information about your dealer to send reorder mails directly.

Add unlimited dealers by pushing the orange button "Add another dealer".




Product overview

This is the main page of the app where you can add products and get a full overview.

Click  to review your profile and add more locations.

Click  to log out.

Click  to scan new products



Product overview

All your scanned products will appear on the home screen.

When the product has expired or is reordered a small icon will appear by the product.



Scanning feature

Scan the barcode and the product will automatically be added.

Choose location, purchaser and expiration date.




Scanning feature

If you scan a product that the app does not recognize, you can add the product manually.



Reorder feature

Enable automatic reordering and set the number of weeks.

When you reorder the product this icon  ORDERED will appear.

After reordering you will be notified by email according to your settings.



Inspection log

Use the inspection function to ensure that all products are within expiration. Simply push "Perform inspection" and your inspections are logged below the product.



Report product usage

If you've had an accident and used one of our products, we'd love to hear from you. Simply use the "report accident" button located under the product itself. This will notify us that the product has been used and we will send you a short form to fill in. This information is helpful to us as it allows us to see if the product has met the expectations.

